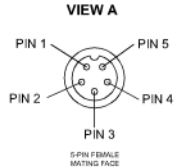
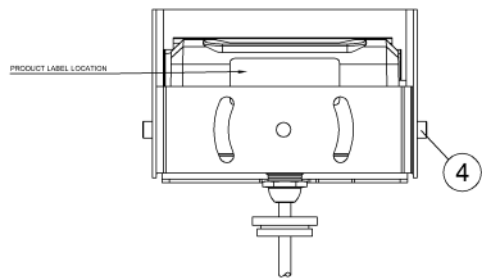
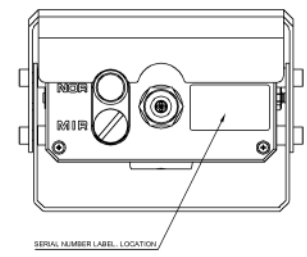
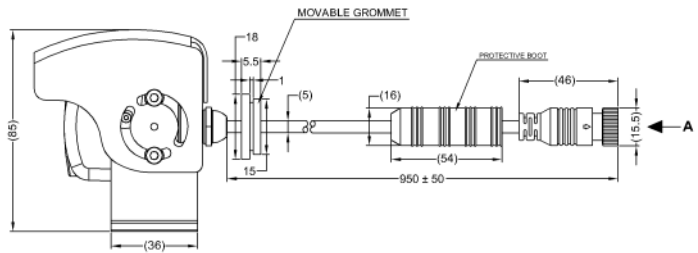
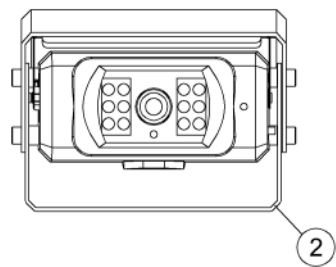
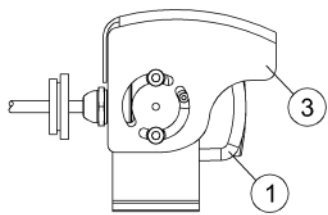


ITEM	STOCK CODE	QTY	DESCRIPTION
1	(#3659)	1	VBV-710C-C CAMERA ONLY
2	(#3656)	1	VBV-71XC-BKT CAMERA BRACKET
3	(#3657)	1	VBV-71XC-SS CAMERA SUNSHIELD
4	(#3658)	1	VBV-710C-FIX CAMERA FIXING KIT (NOT SHOWN)
5	(#3660)	1	VBV-710C-IG INSTALLATION GUIDE (NOT SHOWN)



PIN #	WIRE COLOUR	DESCRIPTION
1	RED	12 VDC
2	PINK	SHUTTER SIGNAL
3	WHITE	AUDIO
4	YELLOW	VIDEO
5	BLACK	GROUND

NOTES:
 1. DIMENSIONS IN MM.
 2. REFER TO "PRODUCT SPECIFICATION" FOR MORE DETAILS.
 3. REFER TO COMPONENT DRAWINGS FOR COMPONENT DETAILS.

ASSEMBLY PLANT REF: CW635M

Itemref	Quantity	Title/Name, designation, material, dimension etc	Article No./Reference
Designed by M.BUTLER	Checked by J.NEWMAN	Approved by - date D.KERAI	Date 04/02/2011
BRIGADE ELECTRONICS			VBV-710C (#2808)
BE-001426-00-11			Edition A
			Scale N/A
			Sheet 1/1

PROPRIETARY NOTICE
 THIS DESIGN AND TECHNICAL INFORMATION APPEARING ON THIS DRAWING IS THE PROPERTY OF BRIGADE ELECTRONICS PLC, AND IS DISCLOSED IN CONFIDENCE. IT IS NOT TO BE COPIED, REPRODUCED, REVEALED TO OR APPROPRIATE BY OTHERS, EITHER IN WHOLE OR IN PART WITHOUT THE EXPRESS WRITTEN CONSENT OF BRIGADE ELECTRONICS PLC.